

# UV LED LAMP SPECIFICATION

Model: NS370L-5CLA

Nitride Semiconductors Co., Ltd.

1. Name: UV LED LAMP

2. Model: NS370L-5CLA

3. Absolute maximum ratings

Item	Symbol	Maximum rating	Unit
DC forward current	$I_F$	25	mA
Pulse forward current*1	$I_{FP}$	100	mA
Power dissipation	$P_D$	100	mW
Operating temperature	$T_{OPR}$	-30 to +80	
Storage temperature	$T_{STG}$	-30 to +100	
Soldering temperature	$T_{SOL}$	260 within 10 seconds	

\*1 Conditions: duty cycle 1/10, pulse width 0.1msec

4. Optical and electrical characteristics (  $T_a=25$  )

Item		Symbol	Condition	Min.	Typ.	Max.	Unit
Forward voltage		$V_F$	$I_F=20mA$	3.2	3.6	4.2	V
Peak wavelength*2		$\lambda_p$	$I_F=20mA$	370	-	375	nm
Full width at half maximum		$\lambda$	$I_F=20mA$	-	12	-	nm
Optical output power *3	Rank 3	Po.	$I_F=20mA$	0.6	-	0.8	mW
	Rank 4			0.8	-	1.2	mW
	Rank 5			1.2	-	1.8	mW

\*2 Measurement error:  $\pm 2nm$

\*3 Measurement error: 10%

5. Standard optical and electrical characteristics

See the attached.

6. Configuration and materials (This product complies with RoHS.)

See the attached.

7. Reliability

(1) Test items and the results

• Mechanical test results

Test items	Test conditions	Notes	Test results	
			LTPD	Damages
Terminal strength (pulling/pushing)	Load 5N (pulling) Load 1N(pushing)	For 10 seconds each	50%	0/5
Terminal strength (bending)	Load 2.5N 0°to 90°to 0° to reverse direction 90°to 0°	One time	50%	0/5
Dropping damage	Dropping from 1m high	Two times	20%	0/11

• Environmental test results

Test items	Test conditions	Notes	Test results	
			LTPD	Damages
Resistance to soldering heat	$T_{SOL}=260\pm5$ ,10 seconds At 1.5mm from the lead base	One time	10%	0/22
Resistance to soldering heat	$T_{SOL}=350\pm5$ , 3 seconds At 1.5mm from the lead base	One time	10%	0/22
Solderability	$T_{SOL}=230\pm5$ , 5 seconds ( using flux )	One time Wetting more than 95%	20%	0/11
Thermal shock	Lower than -30 (antifreeze fluid) to higher than 95 (boiling water) for 5 minutes each	10 cycles	10%	0/22

• Life test results

Test items	Test conditions	Notes	Test results	
			LTPD	Damages
Steady state operating life	$T_a=25\pm2$ , $I_F=25mA$	1000 hours	10%	0/22
Operating life at high temperature	$T_a=80\pm2$ , $I_F=10mA$	1000 hours	10%	0/22
Storage at high temperature	$T_a=100\pm2$	1000 hours	10%	0/22
Operating life at low temperature	$T_a=-30\pm2$ , $I_F=15mA$	1000 hours	10%	0/22
Operating life at high temperature and humidity	$T_a=60\pm2$ , $RH=90\pm5\%$ , $I_F=15mA$	500 hours	10%	0/22
Storage at high temperature and humidity	$T_a=60\pm2$ , $RH=90\pm5\%$	1000 hours	10%	0/22

(2) Criteria for judging damages

Test items	Symbols	Measurement conditions	Judgment criteria	
			Min.	Max.
Forward voltage	$V_F$	$I_F=20mA$	-	(U)×1.1
Optical output power	$P_o$	$I_F=20mA$	(L)×0.5	-

\*(U): Upper standard level, (L): Lower standard level

## 8. Cautions

- (1) The LEDs emit very strong UV radiation. Do not look directly at the LEDs. UV radiation can harm your eyes. To prevent inadequate exposure of UV radiation, wear UV protective glasses.
- (2) The LEDs are very sensitive to static and surge. Take a full protection against static and surge.
- (3) The powered LEDs generate heat. Heat dissipation should be considered in the application design to avoid the environmental conditions for operation in excess of the absolute maximum ratings.
- (4) The leads should be bent at minimum 1.5mm away from the base of header. The LEDs should be soldered at minimum 1.5mm away from the base of header.
- (5) The LEDs are intended to be used for ordinary electronics equipment. Do not use the LEDs for the applications that may require a higher reliability and security and that the failure or malfunction of the LEDs may threaten life.
- (6) Do not reverse engineering by disassembling or analysis of the LEDs without our consent. If there's any defectives found, please contact our sales division.

## 9. Warranty

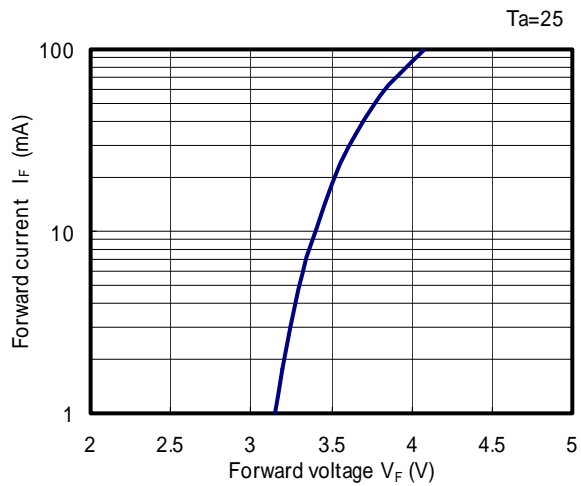
- (1) The warranty is valid for UV LED lamps only.
- (2) Perform an acceptance inspection on arrival of the goods. Return the defectives if any stipulating the disqualification and quantity.
- (3) Embedding the LEDs into the application and the verification of life and other qualities in practical use shall be executed by user.
- (4) Do not use the LEDs for the applications that require the higher reliability and security and that may endanger life and health by the breakdown and the malfunction. Seller shall not bear any responsibility or liability with respect to any claims and damages caused by user's usage of the LEDs without following our intended purpose or any written consent.
- (5) Seller shall not bear responsibility for any damages or defects caused by improper operation at the current in excess of the absolute maximum ratings that are not covered by warranty.

## 10. Miscellaneous

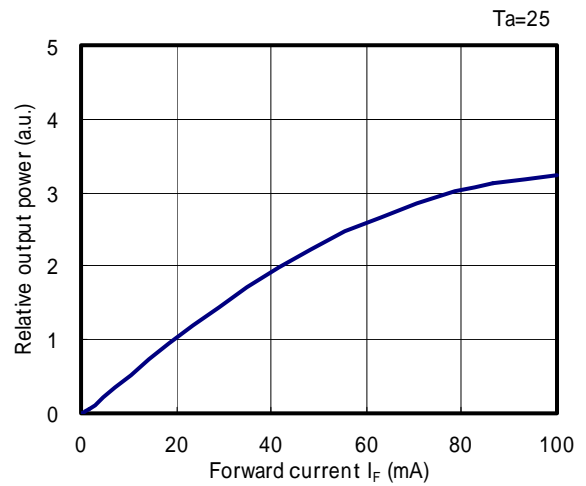
- (1) The leads are gold plated. They may be changed in quality by exposing to the air contains corrosive gas. Be careful with the storage environment. The LEDs in the sealed bag can be stored for maximum 6 months. For the storage more than 6 months up to 1 year, the LEDs should be stored in the suitable environment of the stable temperature and humidity.
- (2) The technical information in this specification is not to guarantee the intellectual property rights of seller's nor a third party and not to grant the license.
- (3) The appearance and specifications are subject to change for improvement without prior notice.

Optical and electrical characteristics

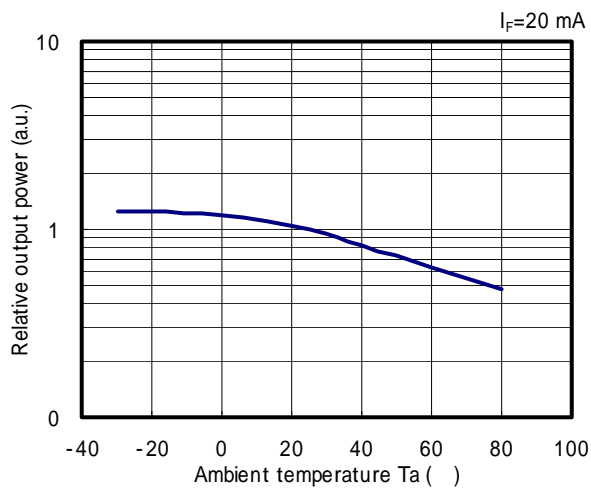
Forward voltage vs. Forward current



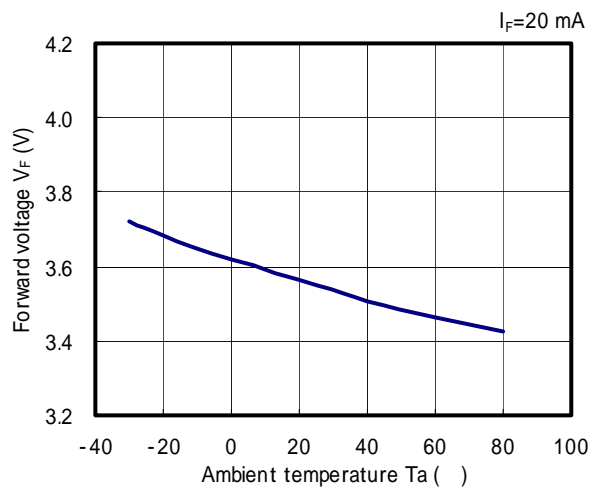
Forward current vs. Relative output power



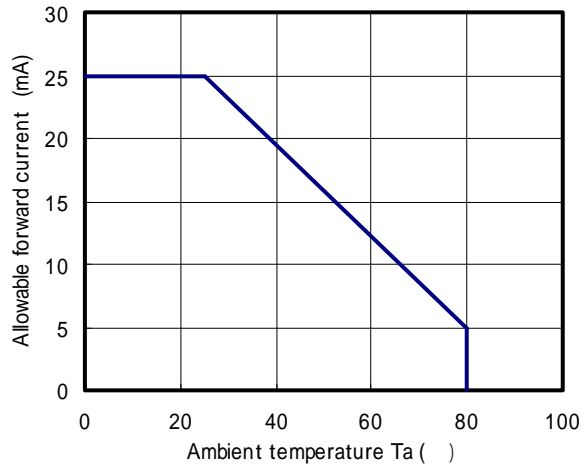
Ambient temperature vs. Relative output power



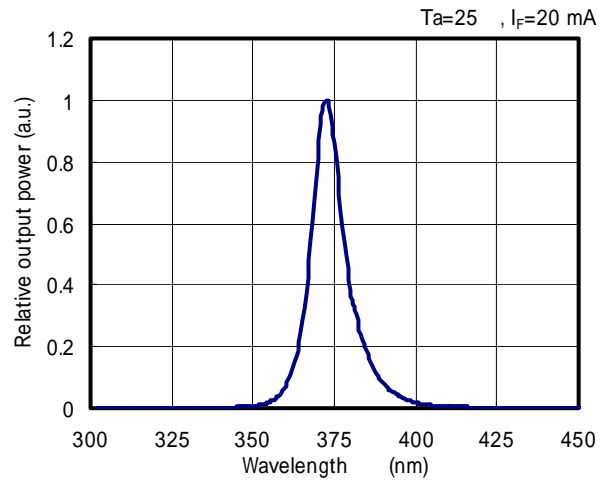
Ambient temperature vs. Forward voltage



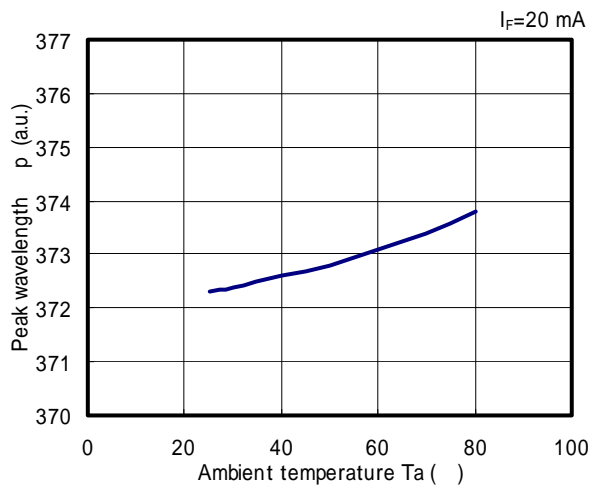
Ambient temperature vs.  
Allowable forward current



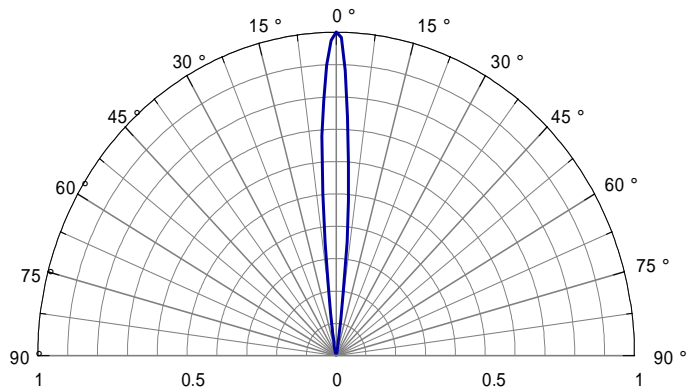
Spectrum



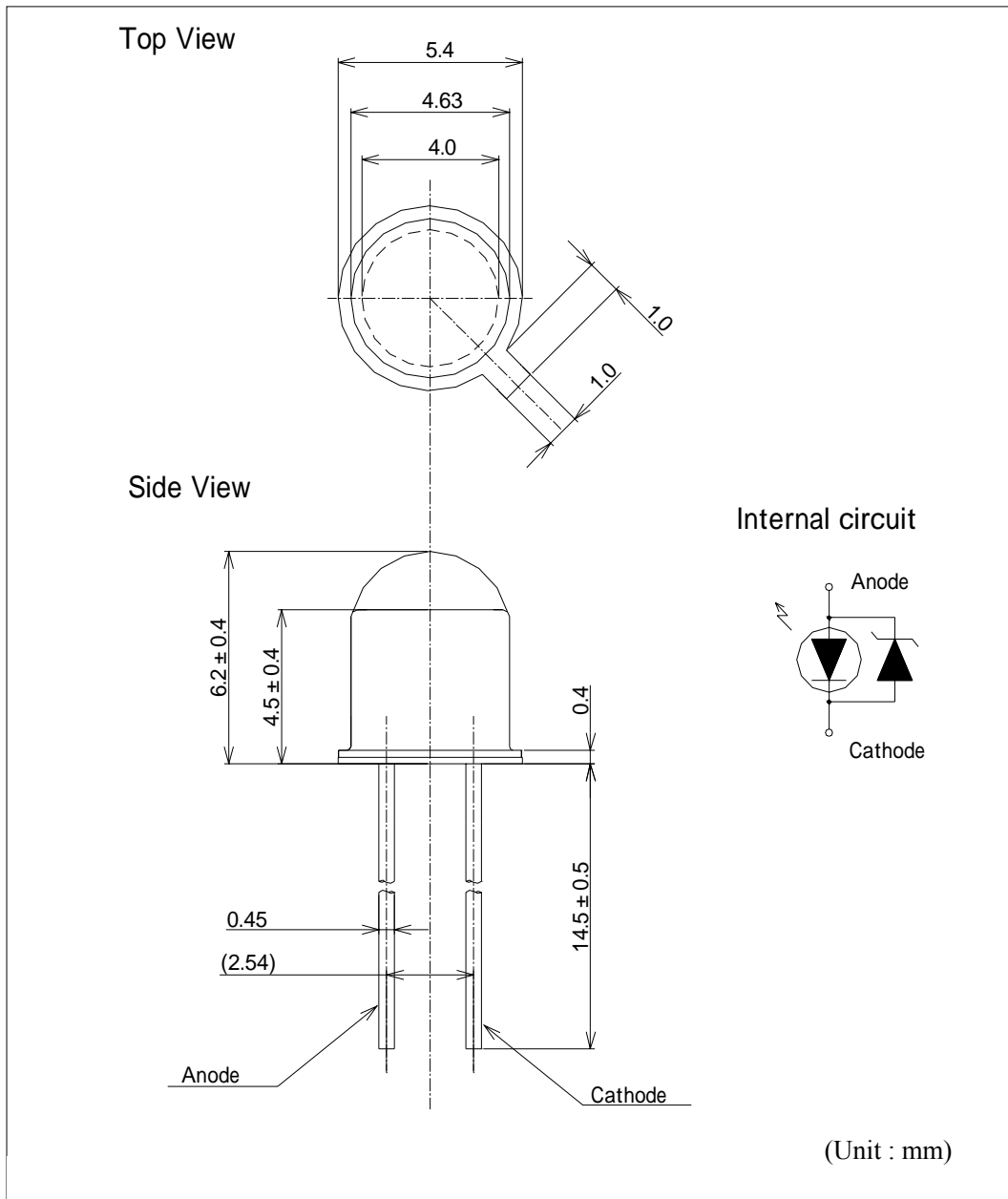
Ambient temperature vs. Peak wavelength



Directivity



Dimensional outline drawing



\*A zener diode is built in the protective circuit against static electricity.

	Material
Glass lens	Hard glass
Header	Ni-plated iron alloy
Lead	Au-plated iron alloy