

ULTRA VIOLET LED HIGH POWER NS400M-CPLY

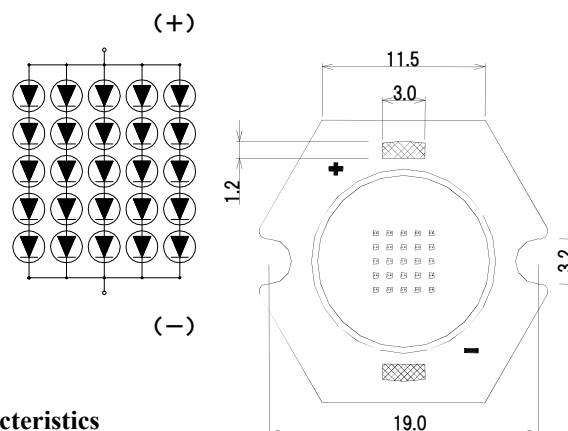
preliminary

(1) Absolute Maximum Ratings (Ta=25°C)

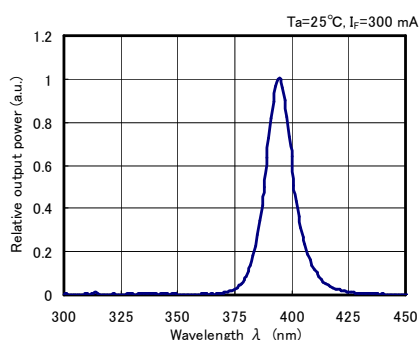
Item	Symbol	Maximum Rating	Unit
DC Forward Current	I_F	350	mA
Power Dissipation	P_D	7.87	W
Operating Temperature	T_{OPR}	-25 to +80	°C
Storage Temperature	T_{STG}	-30 to +100	°C
Soldering Temperature*	T_{SOL}	350(within 3sec)	°C

* hand soldering

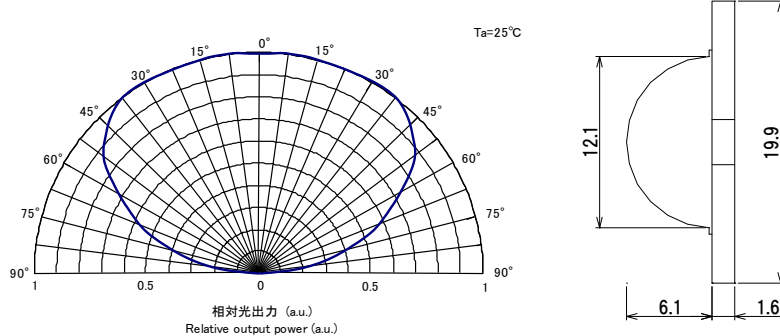
(2) Dimension • Circuit Diagram (Unit : mm)



(3) Spectrum (Ta=25°C)



(4) Directive Characteristics



* Pre-soldering is on the electrode pads.

(4) Optical and Electrical Characteristics (Ta=25°C)

Item	Symbol	Condition	Min.	Typ.	Max.	Unit
Forward Voltage	V_F	$I_F=300\text{mA}$	16.5	18.5	22.5	V
Peak Wavelength*1	λ_p	$I_F=300\text{mA}$	395	-	405	nm
Full Width at Half Maximum	$\Delta\lambda$	$I_F=300\text{mA}$	10	-	20	nm
Optical Output Power*2	P_o	$I_F=300\text{mA}$	-	1500	-	mW

*1 Measurement error is $\pm 2\text{nm}$ *2 Measurement error is $\pm 10\%$ 

INSTRUCTION FOR USE

Heat dissipation should be considered in the application design to avoid the environmental conditions for operation in excess of the absolute maximum ratings.

Use 5°C/W heat sink.

The humidity environment of products should be maintained 40~75%RH in design and use whether keeping operating.



CAUTION

- LEDs emit very strong UV radiation.
- Don't look directly into the LED light. UV radiation can harm your eyes.
- To prevent even inadequate exposure, wear protective eyewear.
- If LEDs are embedded in devices, please indicate warning labels against the UV light LED used.
- Keep out of reach of children.

Specification and dimension are subject to change for improvement without notice.