

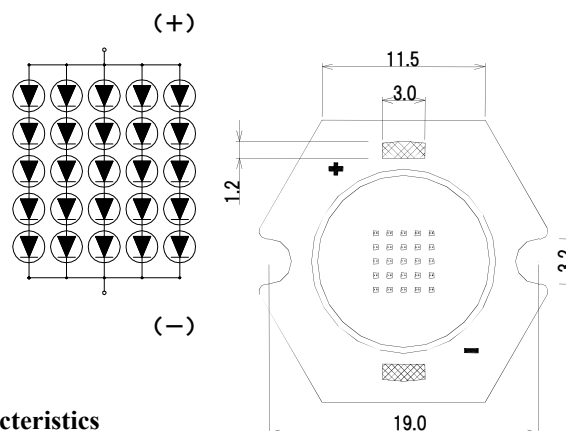
# ULTRA VIOLET LED HIGH POWER NS385M-CPLY

## (1) Absolute Maximum Ratings (Ta=25°C) (3°C/W heat sink in use)

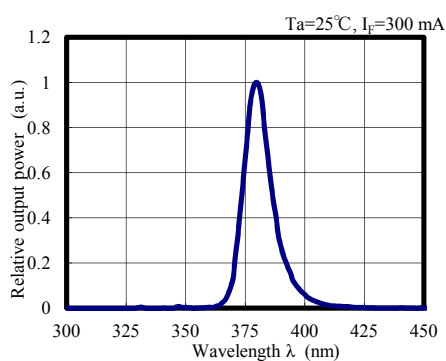
Item	Symbol	Maximum Rating	Unit
DC Forward Current	$I_F$	350	mA
Power Dissipation	$P_D$	8.75	W
Operating Temperature	$T_{OPR}$	-25 to +80	°C
Storage Temperature	$T_{STG}$	-30 to +100	°C
Soldering Temperature*	$T_{SOL}$	350(within 3sec)	°C

\* hand soldering

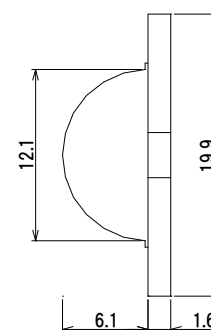
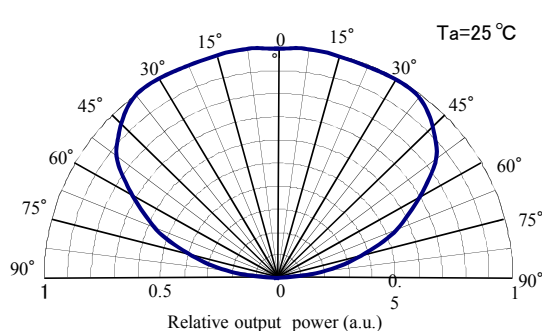
## (2) Dimension • Circuit Diagram (Unit : mm)



## (3) Spectrum (Ta=25°C)



## (4) Directive Characteristics



\* Pre-soldering is on the electrode pads.

## (4) Optical and Electrical Characteristics (Ta=25°C)

Item	Symbol	Condition	Min.	Typ.	Max.	Unit
Forward Voltage	$V_F$	$I_F=300\text{mA}$	18.0	21.0	25.0	V
Peak Wavelength*1	$\lambda_p$	$I_F=300\text{mA}$	380	-	390	nm
Full Width at Half Maximum	$\Delta\lambda$	$I_F=300\text{mA}$	10	-	20	nm
Optical Output Power*2	$P_o$	$I_F=300\text{mA}$	-	1000	-	mW

\*1 Measurement error is  $\pm 2\text{nm}$

\*2 Measurement error is  $\pm 10\%$



### INSTRUCTION FOR USE

Heat dissipation should be considered in the application design to avoid the environmental conditions for operation in excess of the absolute maximum ratings.

Use a heat sink.

The humidity environment of products should be maintained 40~75%RH in design and use whether keeping operating.



### CAUTION

- LEDs emit very strong UV radiation.
- Don't look directly into the LED light. UV radiation can harm your eyes.
- To prevent even inadequate exposure, wear protective eyewear.
- If LEDs are embedded in devices, please indicate warning labels against the UV light LED used.
- Keep out of reach of children.

Specification and dimension are subject to change for improvement without notice.