

# ULTRA VIOLET LED Chip

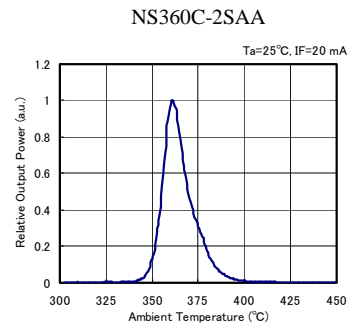
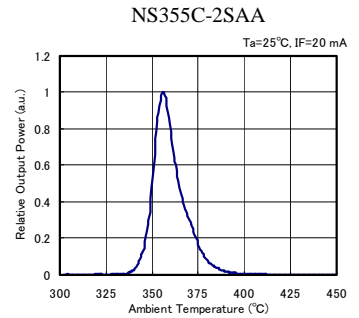
# NS355C-2SAA NS360C-2SAA

## (1) Optical and Electrical Characteristics (Ta=25°C)

Item	Symbol	Condition	Min.	Typ.	Max.	Unit
Forward Voltage	NS355C-2SAA NS360C-2SAA	$V_F$ $I_F=20\text{mA}$	3.2	3.6	4.2	V
Reverse Current		$I_R$ $V_R=5\text{V}$	-	-	10	$\mu\text{A}$
Peak Wavelength*1	NS355C-2SAA NS360C-2SAA	$\lambda_p$ $I_F=20\text{mA}$	353 360	- -	360 363	nm
Full Width at Half Maximum	NS355C-2SAA NS360C-2SAA	$\Delta\lambda$ $I_F=20\text{mA}$	-	15	-	nm
Optical Output Power *2		$P_o$ $I_F=20\text{mA}$	Refer to Rank Information			mW

\*1 Measurement error is  $\pm 2\text{nm}$ \*2 Measurement error is  $\pm 10\%$ 

## (3) Spectrum



## Rank Information

Rank	Optical Output Power			NS355C-2SAA	NS360C-2SAA
	Min.	Typ.	Max.		
1	0.5	-	1.0	○	○
2	1.0	-	1.5		
3	1.5	-	2.0		

Please contact us for availability.

## (2) Chip Description

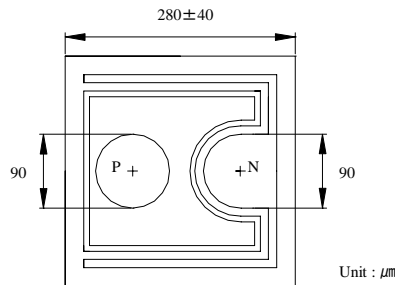
### Material

Substrate : Sapphire

Epitaxial Layer : GaN Based Material

N Bonding Pad Electrode : Au alloy

P Bonding Pad Electrode : Au alloy



### Mechanical Specification

Description	Dimension
Emission Area	200 $\mu\text{m}$ x 200 $\mu\text{m}$
Bottom Area	280 $\mu\text{m}$ x 280 $\mu\text{m}$ $\pm$ 40 $\mu\text{m}$
Chip Thickness	75 $\mu\text{m}$ $\pm$ 10 $\mu\text{m}$
N Bonding Pad Electrode	90 $\mu\text{m}$
P Bonding Pad Electrode	90 $\mu\text{m}$ (R=45)
Electrodes Spacing	130 $\mu\text{m}$



### CAUTION

- LEDs emit very strong UV radiation.
- Don't look directly into the LED light. UV radiation can harm your eyes.
- To prevent even inadequate exposure, wear protective eyewear.
- If LEDs are embedded in devices, please indicate warning labels against the UV light LED used.
- Keep out of reach of children.
- UV LED chips are very sensitive to static and surge. Take a full protection from static.

Specification and dimension are subject to change for improvement without notice.